

# Patchwork Butterfly

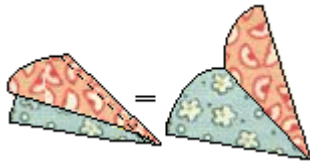
This makes a 12" x 13" block, and is regular piecing and applique !

Please abide by the [Terms and Conditions of use!](#) :o)




[Click here for the templates!](#)


## \*\* Preparing the Pieces and Sewing the Block \*\*



Sew together pairs of side and top/bottom wing sections right sides together along the indicated seam using a 1/4" seam allowance...




Next, pin the paired sections together to meet in the center of the block. Using your choice of applique methods, applique the sections to the background rectangle. If desired you may clip off the very tips of the wing sections where they meet to reduce bulk under the butterfly body. Be sure the part you clip will be covered by the body!



Now pin on and applique the body section. Using black floss and an outline stitch, embroider on antennae. If desired you may also blanket stitch around the butterfly wings...and you are done! Trim your background square to be at least 1/4" larger than the butterfly on all sides...

[...on to Page 2!](#)

## Patchwork Butterfly - Page 2



Here are nine butterfly blocks in a simple wall hanging. Note that the same colors are used in each butterfly, with the location of the colors alternated :o)

Happy Quilting!

Marcia :o)

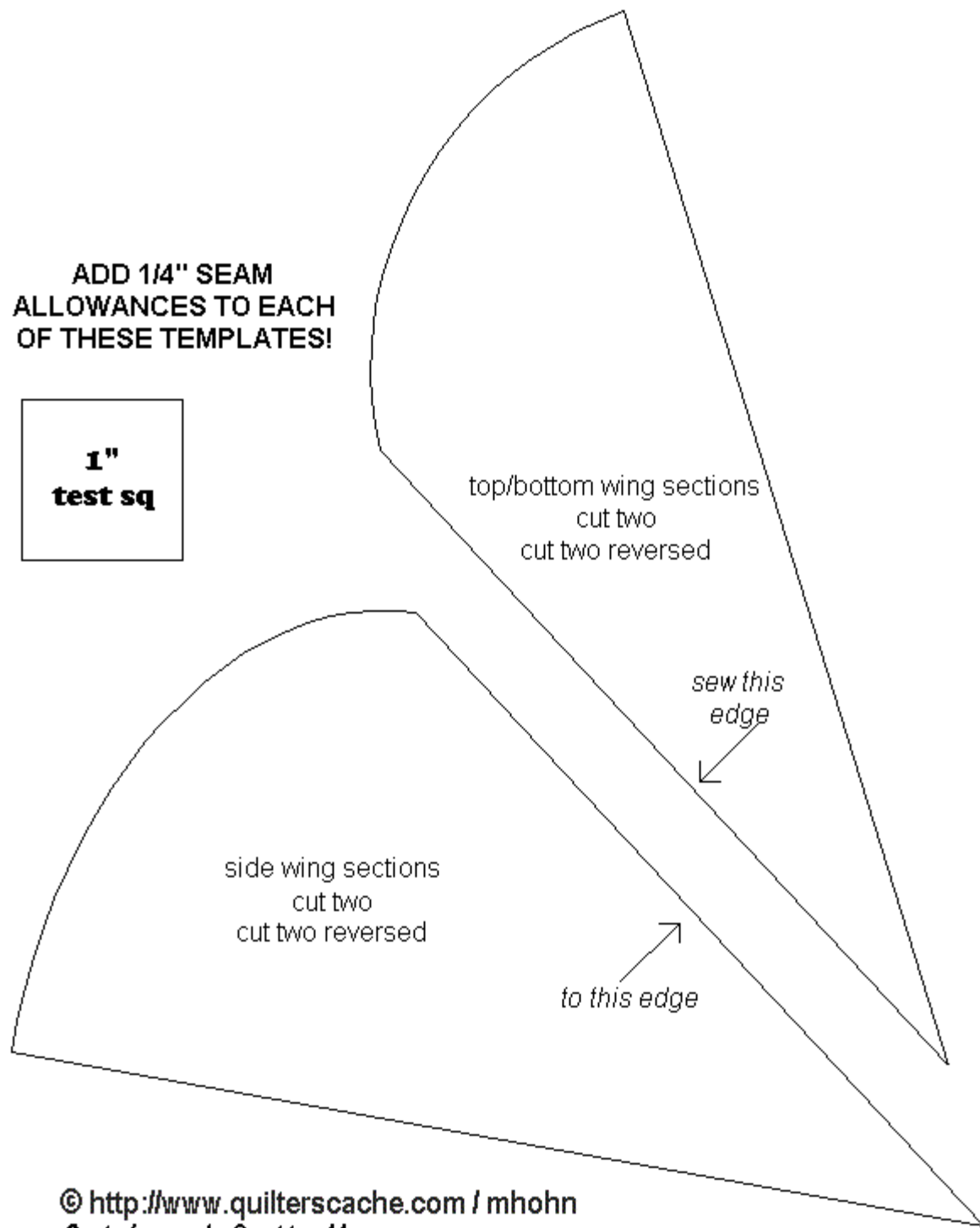
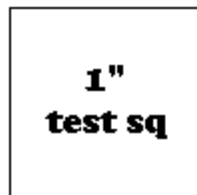
Here's Teresa J's! Emily's!

### \*\* Supplies List \*\*

- |   |          |   |
|---|----------|---|
|  | Color 1  | <u>Color 1 needs:</u> one 4-1/2" x 7" strip     |
|  | Color 2  | <u>Color 2 needs:</u> one 4-1/2" x 7-1/2" strip |
|  | Color 3  | <u>Color 3 needs:</u> one 4-1/2" x 7-1/2" strip |
|  | Color 4  | <u>Color 4 needs:</u> one 4-1/2" x 7" strip     |
|  | Color 5  | <u>Color 5 needs:</u> one 4-1/2" x 7" strip     |
|  | Color 6  | <u>Color 6 needs:</u> one 4-1/2" x 7-1/2" strip |
|  | Color 7  | <u>Color 7 needs:</u> one 4-1/2" x 7-1/2" strip |
|  | Color 8  | <u>Color 8 needs:</u> one 4-1/2" x 7" strip     |
|  | Color 9  | <u>Color 9 needs:</u> one 13" x 14" rectangle   |
|  | Color 10 | <u>Color 10 needs:</u> one 2" x 8" strip        |

To the Patterns or The Quilter's Cache

ADD 1/4" SEAM  
ALLOWANCES TO EACH  
OF THESE TEMPLATES!



© <http://www.quilterscache.com> / mhohn  
*Patchwork Butterfly*

