

## June 2019 BoM - Sailboat

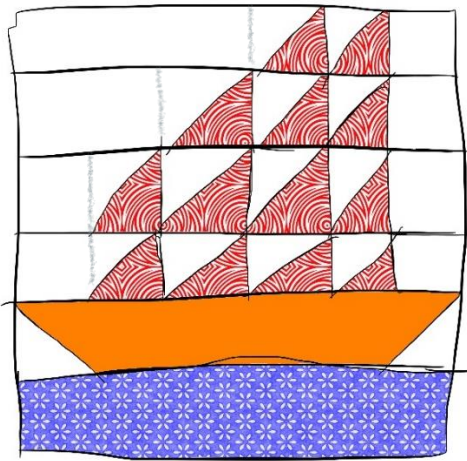
12" block (12-1/2" raw edge)  
Choice of three sail designs

Kit includes one strip each of Kona color of the year, Splash (aqua) and Pantone color of the year Living Coral.

Pantone color of the year Living Coral (provided) should be used for either the boat or some/all of the sails. A variety of boat/sail fabrics makes the block more interesting.

Use scraps from your stash for the rest of the boat/sails.

Water: one 2.5" strip of Kona Splash, cut to 12.5"



For the sailboat with 13 sails, you need 13 BG/sail HST. You will make 14 and discard the extra.

Cut seven 3" squares each BG and assorted sail fabrics.

Make HSTs by usual method (draw a diagonal line on the back of BG, place RST with a sail square, sew 1/4" each side of the drawn line, cut on line, press seam open or to the dark, trim to 2.5" square).

BG sky:

Six 2-1/2" squares

One 4-1/2" x 2-1/2" rectangle

One 6-1/2" x 2-1/2" rectangle

Sew each sail row together according to the diagram. It will be easiest if you press the seams open when you join the HSTs together (it avoids bulk).

Boat:

Cut one rectangle 2-1/2 x 12-1/2" of boat fabric

Cut two 2-1/2" squares of BG

Draw a diagonal line on the back of each BG square.

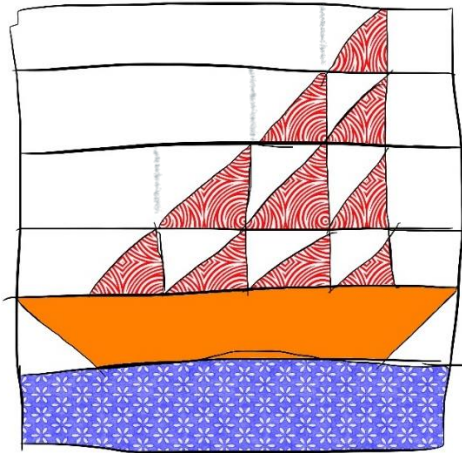
Place one of the BG squares RST at one end of the sailboat strip. Sew ON the diagonal line. Trim 1/4" on one side of the seam. Carefully press the seam open, trying not to distort.

Being careful of orientation of the diagonal line, sew the remaining BG square to the other end of the boat. Trim and press.

Sew the sail rows, boat row, and water row together.

Press seams open.

### Option 2: boat with 10 sails



Construction as above, but you need only 10 BG/sail HSTs.

Sails: Cut five 3" squares each of BG and assorted sail fabrics. Make ten HSTs using the usual method.

Sky:

Five 2-1/2" squares BG

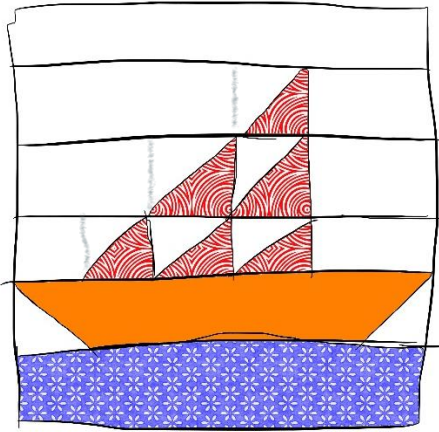
One 2-1/2 x 4-1/2" BG

One 2-1/2 x 6-1/2" BG

One 2-1/2 x 8-1/2" BG

Construct boat and water as in 13-sail boat.

Option 3: boat with 6 sails



Construction as above, but you need only 6 BG/sail HSTs.

Sails: Cut three 3" squares each of BG and assorted sail fabrics. Make six HSTs using the usual method.

Sky:

One 2-1/2" squares BG

Four 2-1/2 x 4-1/2" BG

One 2-1/2 x 6-1/2" BG

One 2-1/2 x 12-1/2" BG

Construct boat and water as in 13-sail boat.